

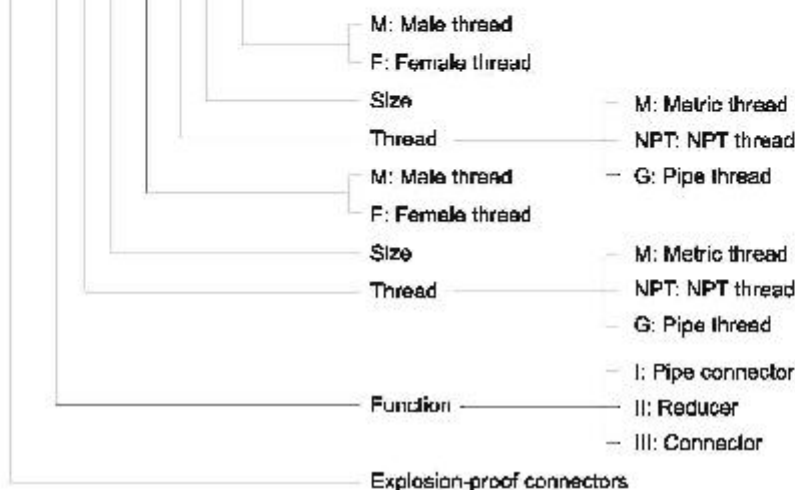


Accessories for Installation BGJ Series Explosion-proof Connectors

- ◆ Explosion protection to
 - CENELEC
 - IEC
- ◆ Can be used in
 - Zone 1 and Zone 2
- ◆ Available in nickel plated brass, stainless steel or galvanized carbon steel.

■ Catalogue number logic

BGJ-III (I) (I) (I) (I)



Technical data

Explosion-proof connectors

BGJ-□□□(□)/□□(□)

Explosion protection

⊕ II 2 G Ex d IIC

Certificates

LCIE 08 ATEX 6018; IECEx LCI 08.0005

Conformity to standards

EN 60079-0:2004, EN 60079-1:2004

IEC 60079-0:2004, IEC 60079-1:2003

Material

Nickel plated brass, stainless steel or galvanized carbon steel.

Type

F/F, M/F or M/M

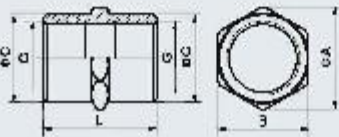
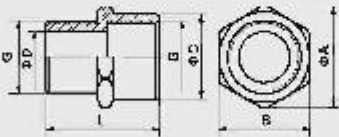
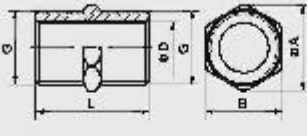
Function

Pipe connector, reducer, connector

Note: M75, M90, M110 equivalent G thread and NPT thread can be customized.

Zones 1&2

Selection table

Versions	Female thread	Dimensions (mm)					Ordering	Weight
	G	A	B	C	D	L	code	(kg)
 <p>BGJ-□□(F)/□□(F)</p>	M20 x 1.5	30	27	25		34	703001	0.10
	M25 x 1.5	36	32	31		34	703007	0.10
	M32 x 1.5	42	38	37		40	703003	0.15
	M40 x 1.5	52	47	46		40	703004	0.25
	M50 x 1.5	60	55	54		40	703005	0.25
	M63 x 1.5	70	66	65		42	703006	0.35
 <p>BGJ-□□(M)/□□(F)</p>	M20 x 1.5	30	27	25	13	36	703007	0.10
	M25 x 1.5	36	32	31	18	36	703008	0.10
	M32 x 1.5	42	38	37	25	42	703009	0.15
	M40 x 1.5	52	47	46	32	42	703010	0.20
	M50 x 1.5	60	55	54	38	42	703011	0.25
	M63 x 1.5	70	66	65	50	44	703012	0.35
 <p>BGJ-□□(M)/□□(M)</p>	M20 x 1.5	25	22		13	36	703013	0.05
	M25 x 1.5	30	27		18	36	703014	0.10
	M32 x 1.5	40	35		24	42	703015	0.15
	M40 x 1.5	50	45		32	42	703016	0.25
	M50 x 1.5	58	52		38	42	703017	0.25
	M63 x 1.5	67	62		50	42	703018	0.35



Note: Standard material is galvanized carbon steel. Nickel plated brass or stainless steel is optional.
Weight above is based upon galvanized carbon steel.